



Getting started with Libby

Libby is made possible by your local library and built with ♥ by OverDrive.

The Libby app is the easiest way to get started with digital books, audiobooks, and magazines from your public library!

1

Install the Libby app from the app store on your Android, iOS (iPhone/iPad/iPod touch), or Windows 10 device. Or, visit libbyapp.com in your Chrome, Firefox, Safari, or Edge browser.

2

In Libby, follow the prompts to find your library and sign in with a valid library card.

First select **New Hampshire State Library**, then choose **Madison Library** as the location.

3

Browse your library's collection and borrow a title.

4

Borrowed titles appear under *Shelf > Loans* and download to the app automatically when you're on Wi-Fi, so you can read them when you're offline.



Enjoy ebooks,
audiobooks &
magazines
all in one app!

Libby.

The one-tap reading app
from your local library.

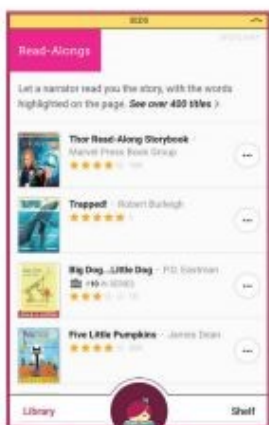


Libby.

Brought to you by your local library and
built with ♥ by OverDrive.



You can borrow Read-Alongs for early readers!

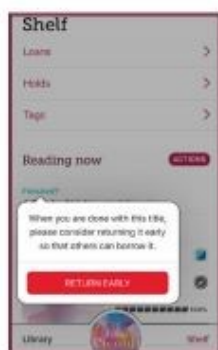


Listen as you read & make storytime even more fun!



Titles return automatically at the end of your lending period.

NO LATE FEES — EVER!



Finished reading before it expires?

On your **Shelf**, you can tap **Finished?** or the **Due Date** and you will be prompted to **Return Early** so others can start reading it!

You can make any ebook instantly large print



Use **Reading Settings** to adjust the text size, screen lighting, & font style.

You can place holds with Libby.



After you place a hold, view your estimated wait time by going to your **Shelf** and tapping **Holds**.

Once your hold is available, it will automatically appear on your **Shelf**.



Did you know?

You can change your lending period.

Read fast or need more time? It's up to you.



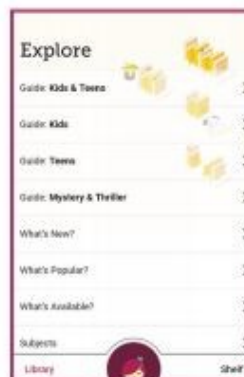
After you tap **Borrow**, tap the underlined loan period on the confirmation page. Then, select a new loan period for that title.

You can save time by saving your preferences.



- Tap **Preferences** at the top of your library's home screen, or at the top of any list.
- Adjust your filters and default sorting option.
- Tap **Apply Preferences**.

You can explore more book recommendations.



Tap **Explore** at the top of your library's home screen to discover your next great read.

Search by **Subject, Popularity, What's Available & more!**

You can add more than one library card on Libby.



Tap the **Libby** icon in the top right corner, then tap **Add A Library**. You can search by name or zip code.